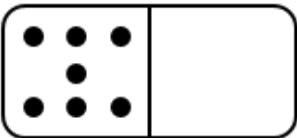
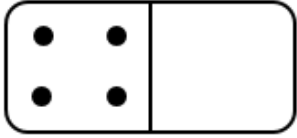

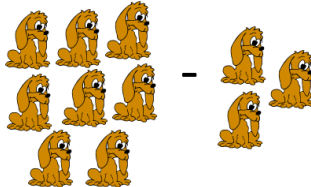
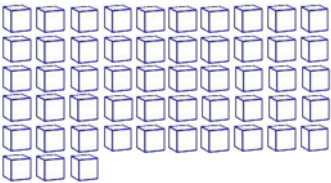
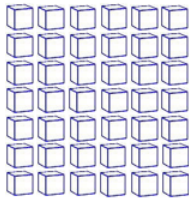
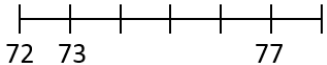

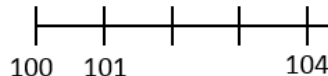


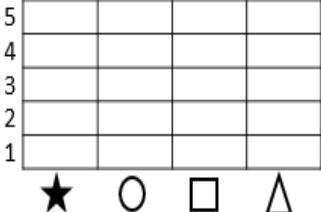


Name:

Weekly Math Review - Q1:3












Date:

Monday	Tuesday	Wednesday	Thursday												
<p>Draw enough dots to make 10.</p> 	<p>What two numbers make 10?</p> <p>1 + ____</p>	<p>Draw enough dots to make 10.</p> 	<p>What two numbers make 10?</p> <p>____ + 6</p>												
<p>Add the numbers.</p> <p>2 + 5 = ____</p>	<p>Add the dogs.</p> 	<p>Subtract the numbers.</p> <p>6 - 5 = ____</p>	<p>Subtract the dogs.</p> 												
<p>Hailey ate 4 carrots on Monday. She ate 5 more on Tuesday. How many did she eat in all?</p> <p>____ + ____ = ____</p>	<p>Jada has 8 crayons. Two of the crayons broke. How many of her crayons are not broken?</p> <p>____ - ____ = ____</p>	<p>Owen's mom gave him 4 presents for his birthday. His grandma gave Owen another 4 presents. How many presents did Owen get for his birthday?</p> <p>____ + ____ = ____</p>	<p>Zoe has 5 dollars. She spent 4 dollars on a toy for her sister. How much money does she now have?</p> <p>____ - ____ = ____</p>												
<p>How many objects do you see?</p> 	<p>Fill in the missing numbers.</p> <p>77, ____, 79, ____, 81</p> <p>89, ____, 91, 92, ____</p>	<p>How many objects do you see?</p> 	<p>Fill in the missing numbers.</p> <p>83, 84, ____, ____, 87</p> <p>____, ____, 62, 63, 64</p>												
<p>Fill in the missing numbers on the number line.</p> 	<p>Put the number cards in order from least to greatest.</p>  <p>____</p>	<p>Fill in the missing numbers on the number line.</p> 	<p>Put the number cards in order from least to greatest.</p>  <p>____</p>												
<p>  </p> <table border="1"> <thead> <tr> <th colspan="4">How Many?</th> </tr> </thead> <tbody> <tr> <td>★</td> <td>○</td> <td>□</td> <td>△</td> </tr> <tr> <td> </td> <td> </td> <td> </td> <td> </td> </tr> </tbody> </table>	How Many?				★	○	□	△					<p>Use the shape chart to color in the bar graph.</p> 	<p>Are there more circles or squares?</p>	<p>How many triangles and stars are there in all?</p>
How Many?															
★	○	□	△												

Name:

Weekly Language Review - Q1:3

Date:

Monday	Tuesday	Wednesday	Thursday
Write the word. up _____ _____	Write the word. to _____ _____	Write the word. go _____ _____	Write the word. in _____ _____
Circle the letter(s) that should be capitalized . she is my friend.	Circle the missing ending punctuation . ! . ? What is her name____	Circle the letter(s) that should be capitalized . the book was great.	Circle the missing ending punctuation . ! . ? Don't touch that____
Color the NOUNS blue. Color the VERBS green. key run pillow jog	Underline the NOUN in the sentence. I sat in the chair.	Color the NOUNS blue. Color the VERBS green. fan tug hop cake	Underline the VERB in the sentence. She plays with her sister.
Circle the words that are vehicles . car rock shoe road truck tree van leaf	Write a word that is a vegetable . _____	Circle the words that are things you read . fork book spoon table magazine newspaper	Write a word that is a toy . _____
Circle the picture that matches the <u>word</u> .   The <u>duck</u> swam.	Circle the picture that matches the <u>word</u> .   <u>Duck</u> under the table.	Circle the picture that matches the <u>word</u> .   The <u>fly</u> landed on your food.	Circle the picture that matches the <u>word</u> .   The plane will <u>fly</u> over the ocean.
Circle the word that completes the sentence. ate eight  8 My dad _____ all of his food.	Draw a line to match the homophones . would ant sea wood aunt see	Circle the word that completes the sentence. sale sail   The store is having a ____.	Draw a line to match the homophones . by red read four for bye

Hundreds Board

1	2	3	4	5	6	7	8	9	10
11	12	13	14	15	16	17	18	19	20
21	22	23	24	25	26	27	28	29	30
31	32	33	34	35	36	37	38	39	40
41	42	43	44	45	46	47	48	49	50
51	52	53	54	55	56	57	58	59	60
61	62	63	64	65	66	67	68	69	70
71	72	73	74	75	76	77	78	79	80
81	82	83	84	85	86	87	88	89	90
91	92	93	94	95	96	97	98	99	100
101	102	103	104	105	106	107	108	109	110
111	112	113	114	115	116	117	118	119	120

My Work

Monday	Tuesday
Wednesday	Thursday

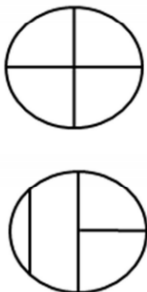



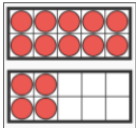
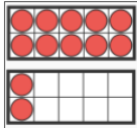
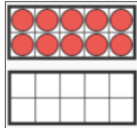
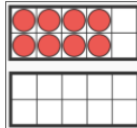



My Progress

MONDAY Out of _____ questions, I got _____ correct.	TUESDAY Out of _____ questions, I got _____ correct.	WEDNESDAY Out of _____ questions, I got _____ correct.	THURSDAY Out of _____ questions, I got _____ correct.
--	---	---	--

Name: _____

Math Weekly Spiral #4

Grade: 1st

Monday	Tuesday	Wednesday	Thursday
Today's Number 11 How many ways can you show 11? Write a story problem to go with one of your ways.	Today's Number 12 How many ways can you show 12? Write a story problem to go with one of your ways.	Today's Number 20 How many ways can you show 20? Write a story problem to go with one of your ways.	Today's Number 19 How many ways can you show 19? Write a story problem to go with one of your ways.
Fractions Which correctly shows fourths? 	Fractions How many circles is $\frac{1}{2}$? 	Fractions How many animals are $\frac{3}{4}$ of the set? 	Fractions What fraction is shown? 
Equality True or false? $8 + 1 = 3 + 5$	Equality True or false? $9 = 0 + 5$	Equality Make a true statement. $1 + 6 = \underline{\quad} + \underline{\quad}$	Equality Make a true statement. $15 = \underline{\hspace{2cm}}$
Patterns: What comes next? What patterns do you see? What would the next three pictures look like? Create your own pattern - use objects from your house or draw on paper. Share with someone. <div style="display: flex; justify-content: space-around; align-items: flex-end;">     </div>			
Math Talk: Look at both pictures. What is the same? What is different? 		Math Talk: Look at both pictures. What is the same? What is different? <div style="display: flex; justify-content: space-around;">   </div>	

Name:

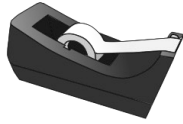
Weekly Language Quiz - Q1:2

Date:

1.

Review

Write the missing letters.



t _ _ p _ _

2.

Review

Write the word.

you

3.

Review

Circle the letters that should be **capitalized**.

where is the dog?

he is a great dog.

4.

Review

Circle the missing ending **punctuation**.

! . ?

Watch out _

5.

Review

Circle the **nouns**.

girl pig pretty

jump bear hair

6.

Review

Circle the **verbs**.

jump drive bed

sit short sing

7.

L.1.5.A

Circle all the words that are **animals**.

grass drink dog swing

cat mailbox lion

book cow hippo pillow

8.

L.1.4

Circle the picture that has the same meaning as the underlined word.



We will fly on a plane.