

My Work

Monday	Tuesday
Wednesday	Thursday

My Progress

MONDAY Out of _____ questions, I got _____ correct.	TUESDAY Out of _____ questions, I got _____ correct.	WEDNESDAY Out of _____ questions, I got _____ correct.	THURSDAY Out of _____ questions, I got _____ correct.
--------------------------------------------------------------	---------------------------------------------------------------	-----------------------------------------------------------------	----------------------------------------------------------------

My Work

Monday	Tuesday
Wednesday	Thursday





My Progress

MONDAY Out of _____ questions, I got _____ correct.	TUESDAY Out of _____ questions, I got _____ correct.	WEDNESDAY Out of _____ questions, I got _____ correct.	THURSDAY Out of _____ questions, I got _____ correct.
--------------------------------------------------------------	---------------------------------------------------------------	-----------------------------------------------------------------	----------------------------------------------------------------

Name:

Weekly Language Review - Q1:1





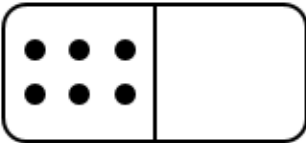
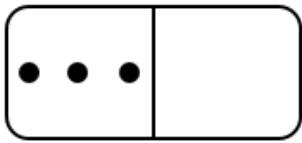


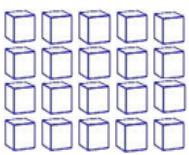
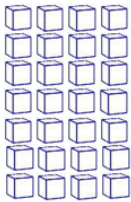
Date:

Monday	Tuesday	Wednesday	Thursday
<p>Write the missing letter.</p>  <p>c _ _ n</p>	<p>Write the missing letter.</p>  <p>b _ _ d</p>	<p>Write the missing letter.</p>  <p>d _ _ sh</p>	<p>Write the missing letter.</p>  <p>d _ _ g</p>
<p>Write the word.</p> <p>the</p> <p>_____</p> <p>_____</p> <p>_____</p>	<p>Write the word.</p> <p>and</p> <p>_____</p> <p>_____</p> <p>_____</p>	<p>Write the word.</p> <p>is</p> <p>_____</p> <p>_____</p> <p>_____</p>	<p>Write the word.</p> <p>it</p> <p>_____</p> <p>_____</p> <p>_____</p>
<p>Circle the letter(s) that should be capitalized.</p> <p>she went to school.</p>	<p>Circle the letter(s) that should be capitalized.</p> <p>amy and i are reading.</p>	<p>Circle the letter(s) that should be capitalized.</p> <p>my dog is brown.</p>	<p>Circle the letter(s) that should be capitalized.</p> <p>jacob's pencil is yellow.</p>
<p>Circle the missing ending punctuation.</p> <p>! . ?</p> <p>I played at the park__</p>	<p>Circle the missing ending punctuation.</p> <p>! . ?</p> <p>What time is it__</p>	<p>Circle the missing ending punctuation.</p> <p>! . ?</p> <p>Watch out for the car__</p>	<p>Circle the missing ending punctuation.</p> <p>! . ?</p> <p>She read a book__</p>
<p>Color the NOUNS blue. Color the VERBS green.</p> <p>jump bird</p> <p>cup dance</p>	<p>Color the NOUNS blue. Color the VERBS green.</p> <p>sit pencil</p> <p>sleep book</p>	<p>Color the NOUNS blue. Color the VERBS green.</p> <p>arm read</p> <p>write toy</p>	<p>Color the NOUNS blue. Color the VERBS green.</p> <p>bear play</p> <p>house rest</p>
<p>Circle the words that are colors.</p> <p>red pen shoe</p> <p>blue green</p> <p>arm pink brown</p>	<p>Circle the words that are things you wear.</p> <p>sock pig shoe</p> <p>hat ring</p> <p>dog shirt cat</p>	<p>Circle the words that are foods.</p> <p>grape nail bike</p> <p>cheese ball</p> <p>slide cup bread</p>	<p>Circle the words that are sports.</p> <p>soccer foot</p> <p>dirt baseball</p> <p>tennis bat</p>

Name: _____

Weekly Math Review - Q1:1




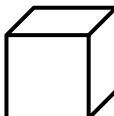




Date: _____

Monday	Tuesday	Wednesday	Thursday
<p>How many apples do you see?</p> <p>_____</p> 	<p>How many cars do you see?</p> <p>_____</p> 	<p>How many stars do you see?</p> <p>_____</p> 	<p>How many pencils do you see?</p> <p>_____</p> 
<p>Circle the LARGEST number.</p> <p>2 7</p>	<p>Circle the SMALLEST number.</p> <p>6 5</p>	<p>Circle the LARGEST number.</p> <p>9 1</p>	<p>Circle the SMALLEST number.</p> <p>10 8</p>
<p>Draw enough dots to make 10.</p> 	<p>What two numbers make 10?</p> <p>5 + _____</p>	<p>Draw enough dots to make 10.</p> 	<p>What two numbers make 10?</p> <p>_____ + 2</p>
<p>Add the numbers.</p> <p>5 + 2 = _____</p>	<p>Add the butterflies.</p>  <p>_____</p>	<p>Subtract the numbers.</p> <p>6 - 3 = _____</p>	<p>Subtract the butterflies.</p>  <p>_____</p>
<p>Randy has 3 packs of gum. He buys 4 more. How many does he have now?</p> <p>_____ + _____ = _____</p>	<p>Mary had 8 grapes for her snack. She ate 4 of them. How many does she have left?</p> <p>_____ - _____ = _____</p>	<p>Ian planted 2 roses, and 4 daisies. How many flowers did he plant?</p> <p>_____ + _____ = _____</p>	<p>Katy baked 10 cookies. She gave 6 to her sisters. How many are left?</p> <p>_____ - _____ = _____</p>
<p>How many objects do you see?</p>  <p>_____</p>	<p>Fill in the missing number.</p> <p>20, 21, 22, _____, 24</p> <p>32, 33, _____, 35, 36</p>	<p>How many objects do you see?</p>  <p>_____</p>	<p>Fill in the missing number.</p> <p>48, 49, 50, _____, 52</p> <p>73, 74, _____, 76, 77</p>

Name:

Weekly Language Review - Q1:2

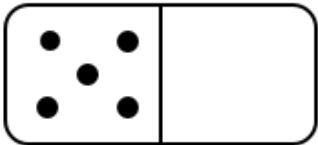





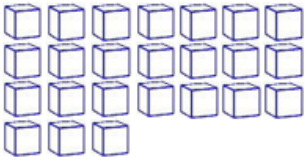
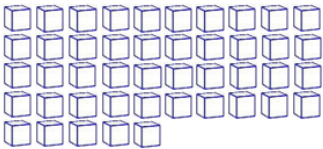
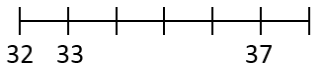

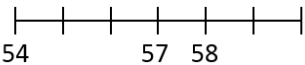
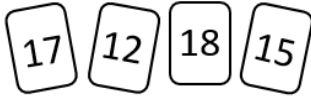
Date:

Monday	Tuesday	Wednesday	Thursday
<p>Write the missing letters.</p>  <p>c _ p _</p>	<p>Write the missing letters.</p>  <p>b _ k _</p>	<p>Write the missing letters.</p>  <p>r _ s _</p>	<p>Write the missing letters.</p>  <p>c _ b _</p>
<p>Write the word.</p> <p>me</p> <p>_____</p> <p>_____</p> <p>_____</p>	<p>Write the word.</p> <p>my</p> <p>_____</p> <p>_____</p> <p>_____</p>	<p>Write the word.</p> <p>we</p> <p>_____</p> <p>_____</p> <p>_____</p>	<p>Write the word.</p> <p>you</p> <p>_____</p> <p>_____</p> <p>_____</p>
<p>Circle the letter(s) that should be capitalized.</p> <p>the cat ran up the tree.</p>	<p>Circle the missing ending punctuation.</p> <p>! . ?</p> <p>I am at school__</p>	<p>Circle the letter(s) that should be capitalized.</p> <p>emma and i are coloring.</p>	<p>Circle the missing ending punctuation.</p> <p>! . ?</p> <p>Where are you__</p>
<p>Color the NOUNS blue. Color the VERBS green.</p> <p>pen drive</p> <p>car look</p>	<p>Underline the NOUN in the sentence.</p> <p>The dog ran.</p>	<p>Color the NOUNS blue. Color the VERBS green.</p> <p>hit eat</p> <p>water ice</p>	<p>Underline the VERB in the sentence.</p> <p>The dog ran.</p>
<p>Circle the words that are places.</p> <p>park one game</p> <p>swing store</p> <p>bone library eye</p>	<p>Write a word that is a drink.</p> <p>_____</p>	<p>Circle the words that are fruits.</p> <p>orange arm pen</p> <p>berry carrot</p> <p>cheese banana</p>	<p>Write a word that is an animal.</p> <p>_____</p>
<p>Circle the picture that matches the <u>word</u>.</p>  <p>The <u>bat</u> lives in a cave.</p>	<p>Circle the picture that matches the <u>word</u>.</p>  <p>He hit the ball with the <u>bat</u>.</p>	<p>Circle the picture that matches the <u>word</u>.</p>  <p>I love to <u>play</u> at the park.</p>	<p>Circle the picture that matches the <u>word</u>.</p>  <p>My sister was in a <u>play</u>.</p>

Name:

Weekly Math Review - Q1:2

Date:

Monday	Tuesday	Wednesday	Thursday
Circle the LARGEST number.	Circle the SMALLEST number.	Circle the LARGEST number.	Circle the SMALLEST number.
8 5	14 7	4 11	6 12
Draw enough dots to make 10.	What two numbers make 10?	Draw enough dots to make 10.	What two numbers make 10?
	7 + ____		____ + 4
Add the numbers.	Add the frogs.	Subtract the numbers.	Subtract the frogs.
3 + 4 = ____	 +  ____	7 - 0 = ____	 -  ____
A dog has 7 bones. His owner gives him 2 more. How many bones does the dog have? ____ + ____ = ____	Amy had 10 marbles. During recess she lost 4 marbles. How many does she have now? ____ - ____ = ____	Jorge cooked 3 pizzas. He made 7 more. How many pizzas does he have now? ____ + ____ = ____	At a baseball game, Rosie bought 3 hotdogs. She ate 2 of them. How many hotdogs does she have left? ____ - ____ = ____
How many objects do you see? 	Fill in the missing number. 8, 9, 10, 11, ____ 53, 54, ____, 56, 57	How many objects do you see? 	Fill in the missing number. ____, 71, 72, 73, 74 66, 67, 68, 69, ____
Fill in the missing numbers on the number line. 	Put the number cards in order from least to greatest.  ____	Fill in the missing numbers on the number line. 	Put the number cards in order from least to greatest.  ____

K – 2nd Grade

GREAT ACTIVITIES FOR TIME AT HOME

Use these **fun activities** to make the most of time at home with K – 2nd graders that boost their **reading, math, and critical thinking skills** and their **mental health**.

LET'S GO!

activity #1

Creative Scavenger Hunt! Early elementary students are building their knowledge of shapes, letter sounds, and their vocabulary. Invite your child to take part in a creative scavenger hunt where they'll need to find specific items in your living space. The list below is a suggestion to get you started. Feel free to add or change items based on what you have in your home.

• Find two things that start with the letter C (e.g. cup, can)

• Find two things that are blue

• Find one thing that is shaped like a circle

• Find one piece of clothing

• Find one thing that is hard

• Find one thing that is soft

activity #2

5, 4, 3, 2, 1! Managing emotions can be tricky, especially for early elementary students. When words and actions lead to hurt feelings or the excitement is simply too much to contain, it is important to help children take note of their feelings and develop healthy ways of managing their emotions. Use this activity to help your child tune into their senses and their greatness.

5 – Notice FIVE things you can SEE. Ask your child to look around them – at the walls, the floor, the ceiling, even the corners of the room. What are five things they see?

4 – Notice FOUR things you can FEEL. Ask your child to pay attention to what they feel – perhaps the temperature of the room, the cushion they are sitting on, even the clothing on their bodies.

3 – Notice THREE things you can HEAR. Tune into the sounds of your surroundings. What do you hear in the background? Is it the sound of traffic, the low hum of a refrigerator, or a bird chirping outside?

2 – Notice TWO things you can SMELL. What is in the air? What can you smell? Whether it smells good or bad, ask your child what they smell from where they sit or stand.

1 – Name ONE great thing about YOURSELF. Ask your child to celebrate something great about who they are.

To see activities for kids through 8th grade in English visit bit.ly/timeathome. To see the activities in Spanish, visit bit.ly/tiempoencasa.

These activities are provided by First Book in partnership with Share My Lesson and the American Federation of Teachers.



K - 2^{do} Grado

ACTIVIDADES PARA PASAR TIEMPO EN CASA

Ponga en práctica estas divertidas actividades para aprovechar al máximo el tiempo en casa para estudiantes de K - 2^{do} grado que mejorarán sus habilidades de **lectura**, **matemáticas** y **pensamiento crítico**, y su **salud mental**.

¡VÁMONOS!

actividad #1

¡Búsqueda creativa del tesoro! Los estudiantes de los primeros grados de primaria están desarrollando su conocimiento de formas, sonidos de letras y vocabulario. Invite a su hijo a participar en una búsqueda creativa del tesoro donde necesitarán encontrar elementos específicos en su casa. La lista a continuación es una sugerencia para comenzar. Usted puede agregar o cambiar elementos de acuerdo a lo que tenga en su hogar.

- Encuentra dos cosas que comienzan con la letra C (por ejemplo, cuchara, cama)
- Encuentra 2 cosas que son azules
- Encuentra una cosa que tenga forma de círculo
- Encuentra una prenda de vestir
- Encuentra una cosa dura
- Encuentra una cosa suave

actividad #2

¡5, 4, 3, 2, 1! Manejar las emociones puede ser complicado, especialmente para los estudiantes de primeros grados de primaria. Cuando las palabras y las acciones hieren los sentimientos o la emoción es simplemente demasiada para contener, es importante ayudar a los niños ver sus sentimientos y a desarrollar formas saludables de controlar sus emociones. Use esta actividad para ayudar a su hijo a sintonizar con sus sentidos y su grandeza.

- 5 - **Identifica CINCO cosas que puedes VER.** Pida a su hijo que mire a su alrededor: las paredes, el piso, el techo e incluso las esquinas de la habitación. Menciona cinco cosas que ves.
- 4 - **Identifica CUATRO cosas que puedes SENTIR.** Pida a su hijo que ponga atención a lo que siente: tal vez la temperatura de la habitación, el cojín en el que está sentado, incluso la ropa que lleva puesta.
- 3 - **Identifica TRES cosas que puedes ESCUCHAR.** Sintoniza los sonidos de tu entorno. ¿Qué escuchas en el fondo? ¿Es el sonido del tráfico, el zumbido de un refrigerador o el canto de un pájaro afuera?
- 2 - **Identifica DOS cosas que puedes OLER.** ¿Qué hay en el aire? ¿Qué puedes oler? Si huele bien o mal, pregunte a su hijo qué huelen desde donde está sentado o parado.
- 1 - **Di UNA cosa buena sobre TI MISMO.** Pida a su hijo que celebre algo bueno acerca de quién es.

Para ver actividades para niños hasta el 8° grado en español, visite [bitl.ly/tiempoencasa](https://bit.ly/tiempoencasa). Para ver las actividades en inglés, visite bit.ly/timeathome.

Estas actividades son proporcionadas por First Book en asociación con Share My Lesson y la Federación Estadounidense de Maestros.



Name: _____

Handwriting practice lines consisting of multiple sets of three horizontal lines: a solid blue top line, a dashed red middle line, and a solid blue bottom line.

Hundreds Board

1	2	3	4	5	6	7	8	9	10
11	12	13	14	15	16	17	18	19	20
21	22	23	24	25	26	27	28	29	30
31	32	33	34	35	36	37	38	39	40
41	42	43	44	45	46	47	48	49	50
51	52	53	54	55	56	57	58	59	60
61	62	63	64	65	66	67	68	69	70
71	72	73	74	75	76	77	78	79	80
81	82	83	84	85	86	87	88	89	90
91	92	93	94	95	96	97	98	99	100
101	102	103	104	105	106	107	108	109	110
111	112	113	114	115	116	117	118	119	120